

# LIOB-450/480/550/580 I/O Module & I/O Controller

## Installation instructions

Instructions de montage

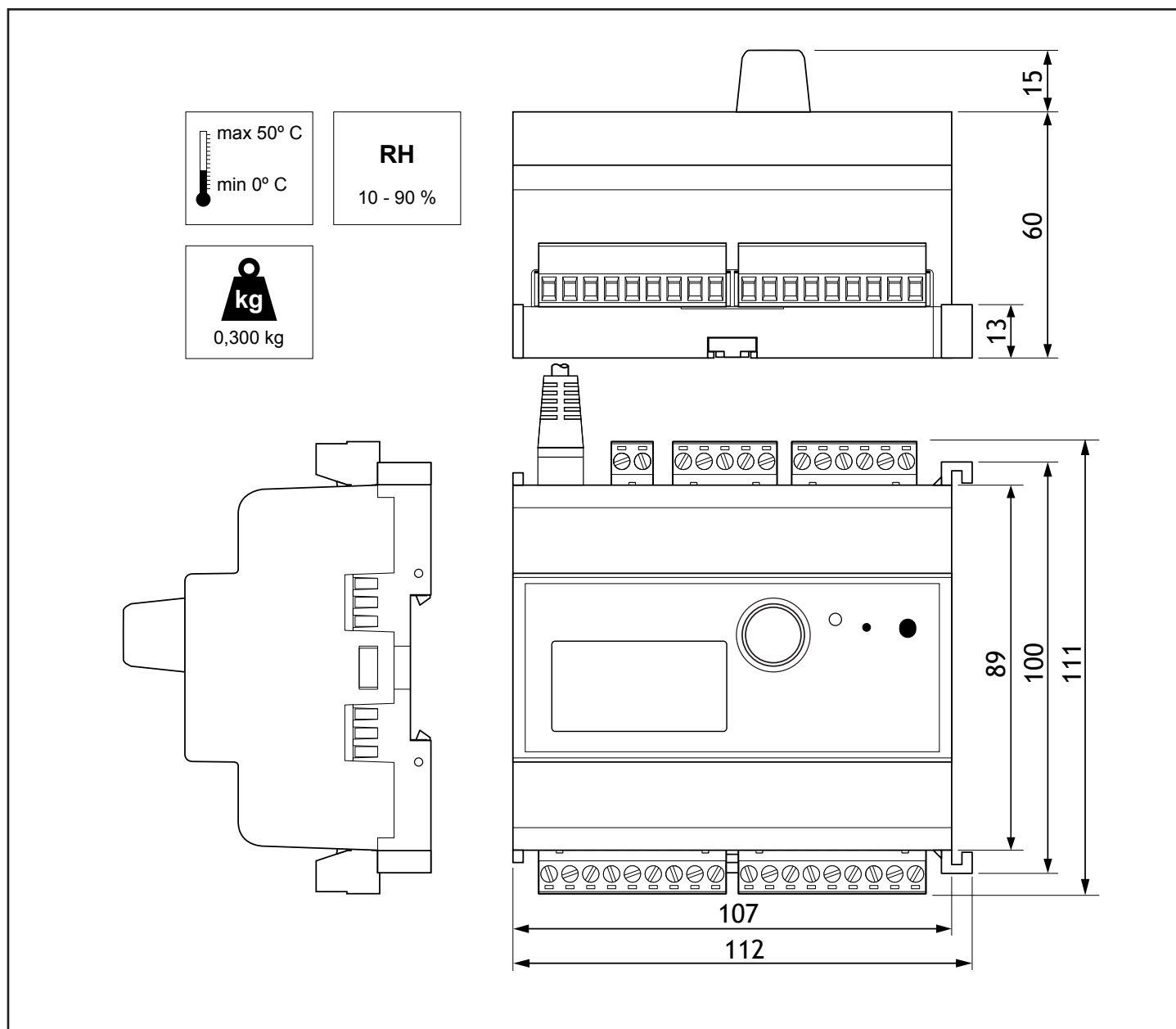
Istruzioni di montaggio

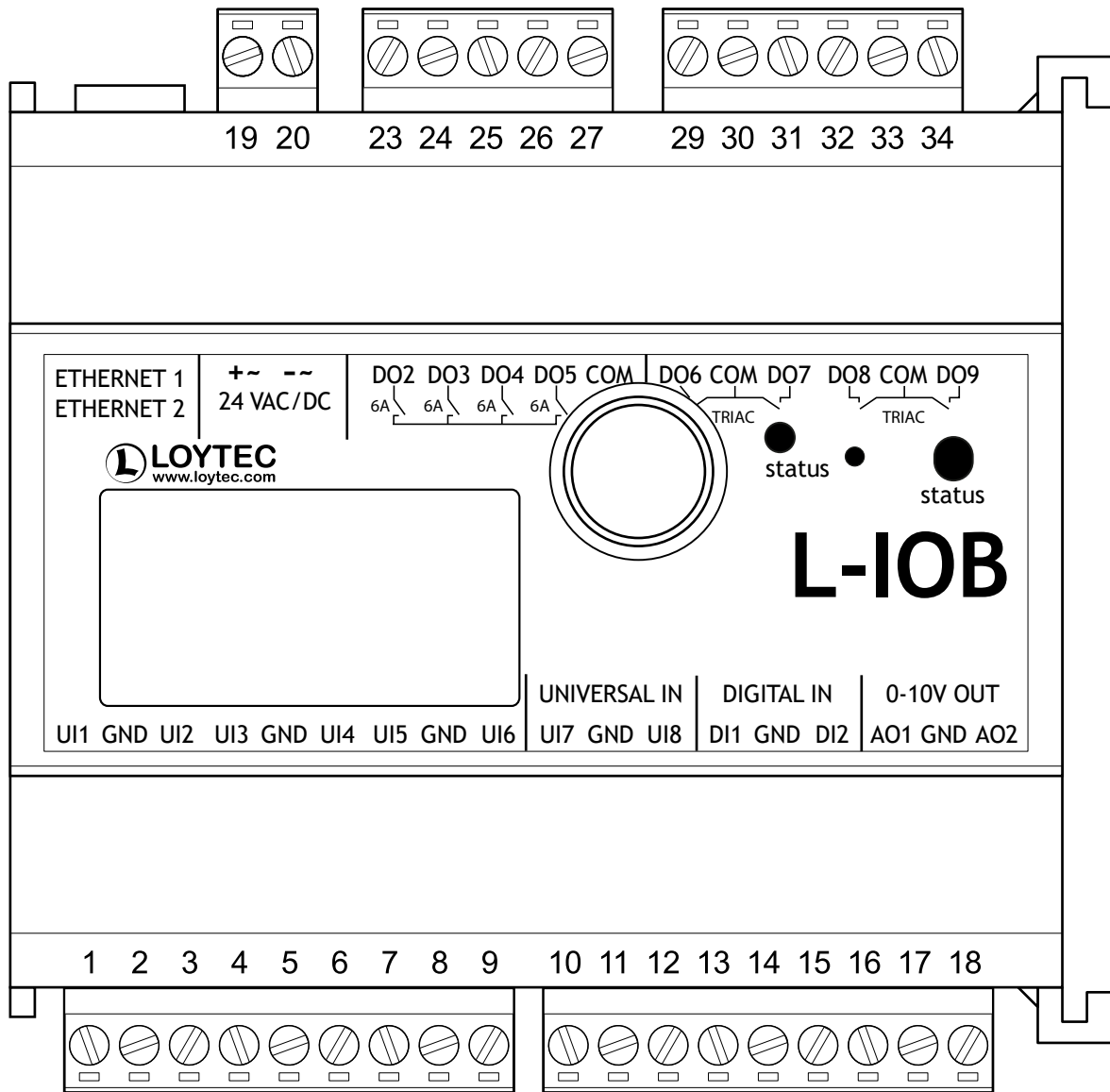
Montageanweisung

Instrucciones de montaje

Montagevoorschrift

Monteringsanvisning





Buttons	
STATUS	Status Button
RESET	Reset Button
DIAL	Turn-and-Push Dial

Connectors		
UNIVERSAL INPUT	1	Input UI1
	2	Input GND
	3	Input UI2
	4	Input UI3
	5	Input GND
	6	Input UI4
	7	Input UI5
	8	Input GND
DIGITAL INPUT	9	Input UI6
	10	Input UI7
	11	Input GND
	12	Input UI8
	13	Input DI1
	14	Input GND
	15	Input DI2

Connectors		
ANALOG OUTPUT 0-10 V	16	Output AO1
	17	Output GND
	18	Output AO2
POWER SUPPLY	19	Input 24 V PLUS or AC
	20	Input 24 V MINUS or AC ⚠ Do NOT ground Input 19 (+24 V)
DIGITAL OUTPUT RELAY 6 A	23	Output DO2
	24	Output DO3
	25	Output DO4
	26	Output DO5
	27	Output Common for DO2 to DO5
DIGITAL OUTPUT TRIAC 0.5 A 24-240 VAC 50 / 60 Hz	29	Output DO6
	30	Output Common for DO6 & DO7
	31	Output DO7
	32	Output DO8
	33	Output Common for DO8 & DO9
	34	Output DO9

**LIOB-450****Status LED – LIOB-IP Mode**

OFF	Unconfigured / Offline
GREEN	Normal Operation
ORANGE	Manual Mode
RED	Error
FLICKERING	Traffic
RED FLASHING	Fallback Override

**Status LED – LonMark® Mode**

OFF	Online
FLICKERING	Traffic
ORANGE	Manual Mode
RED	Error
GREEN FLASHING	Offline
RED FLASHING	Fallback Override

**LIOB-480****Status LED**

GREEN	Online
FLICKERING GREEN	Traffic
ORANGE	Manual Mode or no CS
RED	Error
GREEN FLASHING	Offline
RED FLASHING	No CEA-852 Conf
RED FLASHING AND LCD "LIOB Fallback"	Fallback Override

**LIOB-550****Status LED – LIOB-IP Mode**

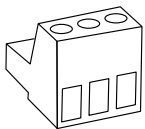
OFF	Unconfigured / Offline
GREEN	Normal Operation
ORANGE	Manual Mode
RED	Error
FLICKERING	Traffic
RED FLASHING	Fallback Override

**Status LED – BACnet Mode**

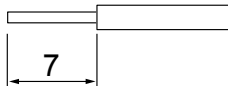
OFF	No Traffic
FLICKERING GREEN	Traffic
ORANGE	Manual Mode
RED	Error
RED FLASHING	Fallback Override

**LIOB-580****Status LED**

OFF	No Traffic
FLICKERING GREEN	Traffic
ORANGE	Manual Mode
RED	Error
RED FLASHING AND LCD "LIOB Fallback"	Fallback Override



4.5 lb-in/0.5 Nm

0.2 - 2.5 mm<sup>2</sup>

2 poles: Weidmüller BLZP 5.08/02/180

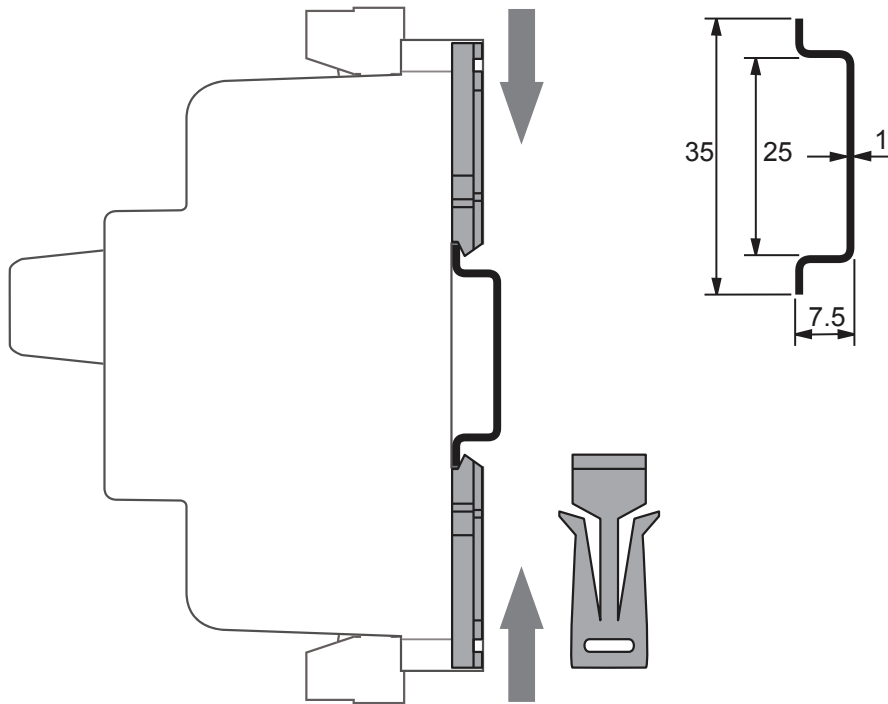
5 poles: Weidmüller BLZP 5.08/05/180

6 poles: Weidmüller BLZP 5.08/06/180

9 poles: Weidmüller BLZP 5.08/09/180

Please update the firmware of the device first,  
see [www.loytec.com](http://www.loytec.com)

35 mm x 7.5 mm DIN rail (EN 50022, BS 5584, DIN 46277-3)



Node ID  
(n/a for LIOB-580)

MAC address of Ethernet port

Serial number of the device

