



M-Bus Level Converter

L-MBUS20, L-MBUS80

Datasheet #89027519

BACnet
CEA-709
KNX

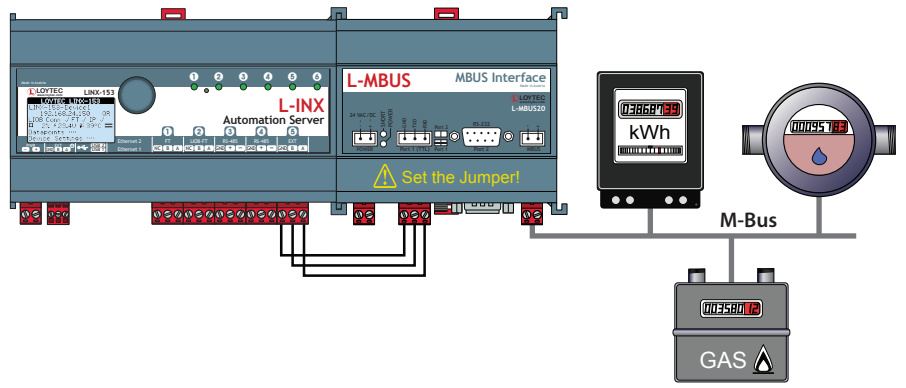
Modbus
✓ M-Bus
OPC



The L-MBUS level converters are used to connect an M-Bus network to a LOYTEC device. Up to 20 or 80 M-Bus devices can be connected via L-MBUS20 or L-MBUS80.

TTL Connection

The TTL port is used to connect the L-MBUS to the EXT port of L-INX Automation Servers, L-ROC Room Controllers, and also to the L-GATE Gateways. The interface is galvanically isolated.



General Specifications

Dimensions (mm)	107 x 100 x 60 (L x W x H), DIM024	
Installation	DIN rail mounting following DIN 43880, top hat rail EN 50022	
Power supply	24 VDC / 24 V AC ±10 %	
Operating conditions	0 °C to 50 °C, 10 – 90 % RH, non condensing, degree of protection: IP40, IP20 (terminals)	

Specifications

Type	L-MBUS20	L-MBUS80
Power consumption	9.6 W	14.4 W
Baud rate	300 to 9600 baud	300 to 9600 baud
Interfaces	1 x TTL or 1 x RS-232 (EIA-232), galvanically isolated 1 x M-Bus	1 x TTL or 1 x RS-232 (EIA-232), galvanically isolated 1 x M-Bus
For use with	L-INX Automation Servers, L-ROC Room Controllers, L-GATE Gateways, LIOB-585/586/588/589 Controllers	

Resource limits

M-Bus devices	Up to 20	Up to 80
---------------	----------	----------

Order number Product description

L-MBUS20	M-Bus level converter for 20 M-Bus devices
L-MBUS80	M-Bus level converter for 80 M-Bus devices

Dimensions of the devices in mm and [inch]

DIM024 L-MBUS20
 L-MBUS80

