

# LDALI-ME20x-U, LDALI-PLC4

## BACnet/DALI Controller

### Installation instructions

Instructions de montage

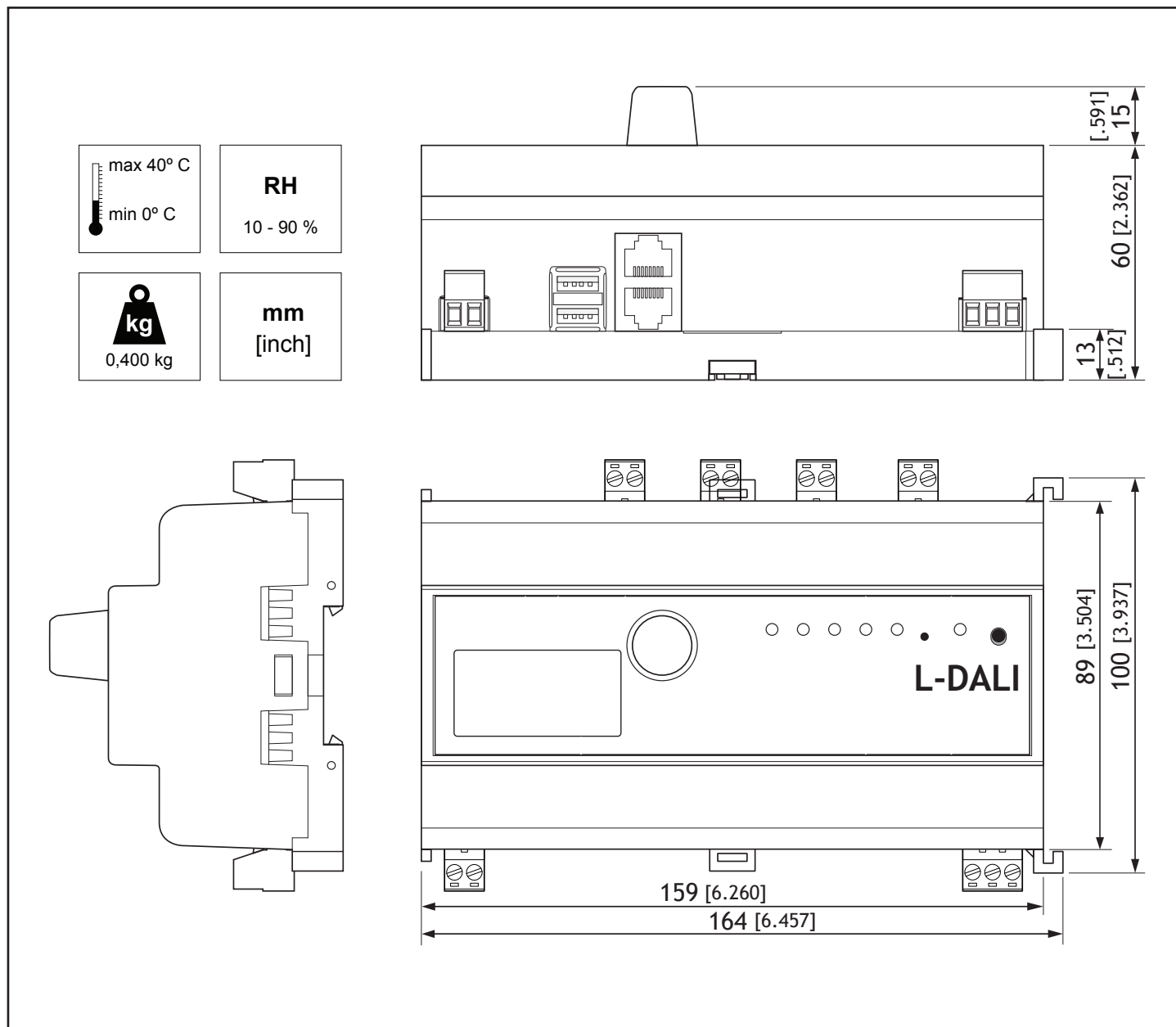
Montageanweisung

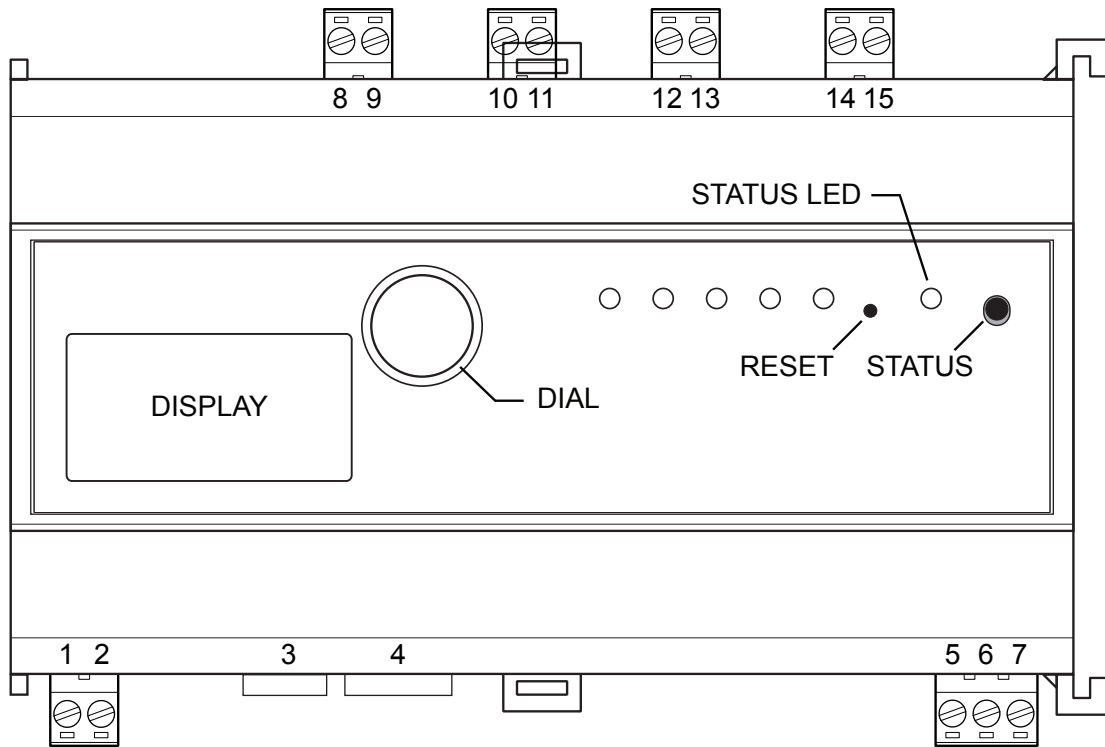
Montagevoorschrift

Istruzioni di montaggio

Instrucciones de montaje

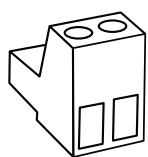
Monteringsanvisning



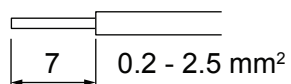


Connectors		
POWER INPUT 85-240 VAC 50 / 60 Hz	1	Input N, neutral line
	2	Input L, phase line
USB-A	3	2 x USB to PC
ETHERNET	4	2 x 100Base-T Switch
BACnet MS/TP	5	Input GND
	6	Input +
	7	Input -

Connectors		
DALI 1 Output	8	DALI plus
	9	DALI minus
DALI 2 Output	10	DALI plus
	11	DALI minus
DALI 3 Output	12	DALI plus
	13	DALI minus
DALI 4 Output	14	DALI plus
	15	DALI minus

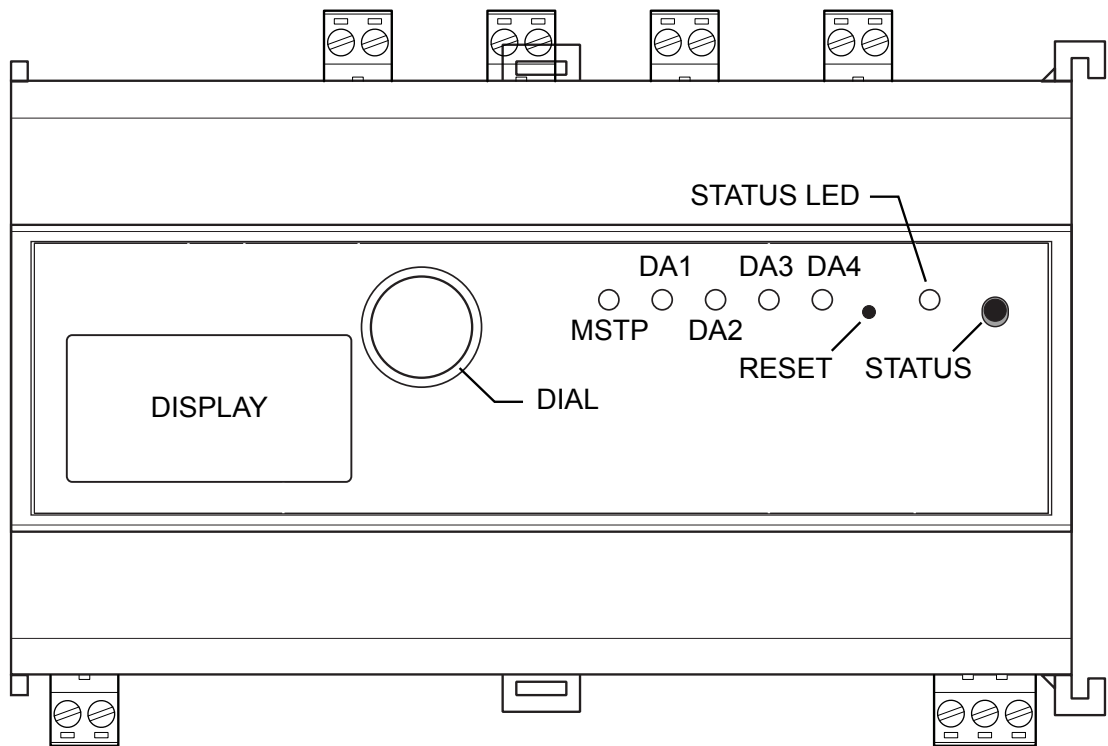


2 poles: Weidmüller BLZP 5.08/02/180  
3 poles: Weidmüller BLZP 5.08/03/180



Buttons	
STATUS	Status Button
RESET	Reset Button
DIAL	Turn-and-Push Dial

4.5 lb-in/0.5 Nm

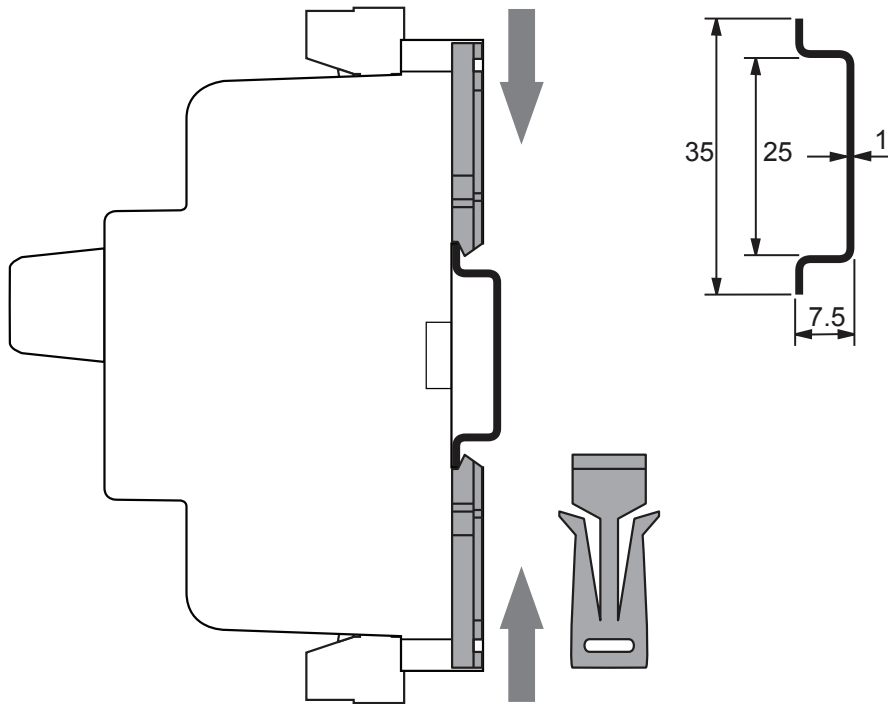


Status LEDs		
STATUS	OFF GREEN ORANGE RED FLASHING	Unconfigured In Operation In Manual / overwrite mode Error Traffic
MS/TP	GREEN flashing fast GREEN flashing 1 Hz RED permanent RED flashing fast	Traffic on BACnet port Not commissioned BACnet port damaged BACnet traffic overload
DALI DA1 to DA4	GREEN flashing RED flashing fast RED permanent ORANGE permanent GREEN permanent	Traffic Traffic with errors Bus power failed Override to all off Override to all on

Please update the firmware of the device first,  
see [www.loytec.com/support/download](http://www.loytec.com/support/download)

DHCP enabled  
User: admin  
Password: loytec4u

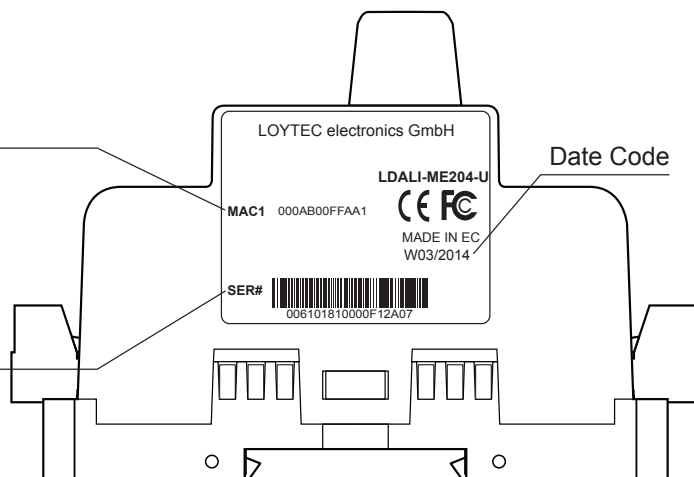
35 mm x 7.5 mm DIN rail (EN 50022, BS 5584, DIN 46277-3)



installation DIN rail 1.0

MAC address of Ethernet port

Serial number of the device



label 1.1

Document 88082401 Web edition  
02/2014  
Printed in Austria  
Data is subject to change

 **LOYTEC**  
A Delta Group Company  
<http://www.loytec.com>  
[support@loytec.com](mailto:support@loytec.com)