

## IDENT-KEY IK3

### Intrusion Detection



The IDENT-KEY system acts as a switching device for arming and disarming intrusion detection and access control systems. It differs from conventional switching devices in its combination of mechanical and electro-mechanical switching technology and electronic data and information transmission.

The IDENT-KEY system enables assignment to time zones and recording of closing times and key numbers. The operating unit is not the immediate switching device here, but acts rather as a reader. The decision whether to arm or disarm is reached in the evaluation unit. This is then forwarded to the central control unit. A door locked with a door opener can be enabled in disarmed mode via the operating unit and/or a push-button (access control functions).

Readers/operating units bear internationally-understandable labelling. They can be linked together up to a distance of 1200 m via the RS485 interface. Installation can be realised directly on standard flush-mounted sockets. The installation surface can be of any nature, even metal.

### Hold-up alarm (silent alarm)

A hold-up alarm can be triggered at any time by entering the hold-up code with the operating unit keyboard, regardless of the system status (armed/disarmed or access control (AU) function).

### Features

- Arming / Disarming of intrusion detection system
- Access control function
- Operation with data carrier and/or pin code
- Unique identification and recording
- Contactless and, consequently, wearless data, information and power transmission
- Maximum security, due to coded transmission
- Individual PIN for each data carrier
- Administration of access control functions (e.g. assigning of utilisation rights in time zones)
- Up to 100 control functions (macros) can be called up
- Replacable upper housing casing
- Compatible with IDENT-KEY 2 system

### Further learn functions

Data carrier authorisation and/or deletion:

New data carriers can be simply authorised or existing carriers deleted in learn mode.

Range adjusting mode:

Range adjustment between the data carrier and reader on the respective installation surface.

### Authorisation assignment via PIN and/or data carrier

Each data carrier can be given a PIN (Personal Identification Number). This PIN can have 4 to 8 digits. Assignment of authorisation occurs individually.

(See table with examples)

Evaluation unit (EU) Control unit (CU)	Armed	Disarmed	AC function	Control function
PIN only			X	
Data carrier only	X			
PIN and data carrier		X		
PIN or data carrier				X
Time zone			no. 12	

## Control functions with PIN or data carrier

Control and switching functions can be carried out via the operating unit keypad. Up to 100 functions are possible with the evaluation unit BUS-2 and up to 16 with the EU conventional.


The desired functions are defined in the programming. The relevant function is activated by entering the function number at the operating unit.

## Coded transmission in compliance with new VdS and BSI guidelines

IDENT-KEY IK3 operates in conjunction with IK3 data carriers via a handshake code system. For identification and authorization, the operating unit reads the serial number first and transmits it to the EU for verification. The EU then checks whether the serial number is defined and authorized. A handshake code is then exchanged twice between the EU and the transponder.

IK2 data carriers that can also be used, do not support the handshake system.

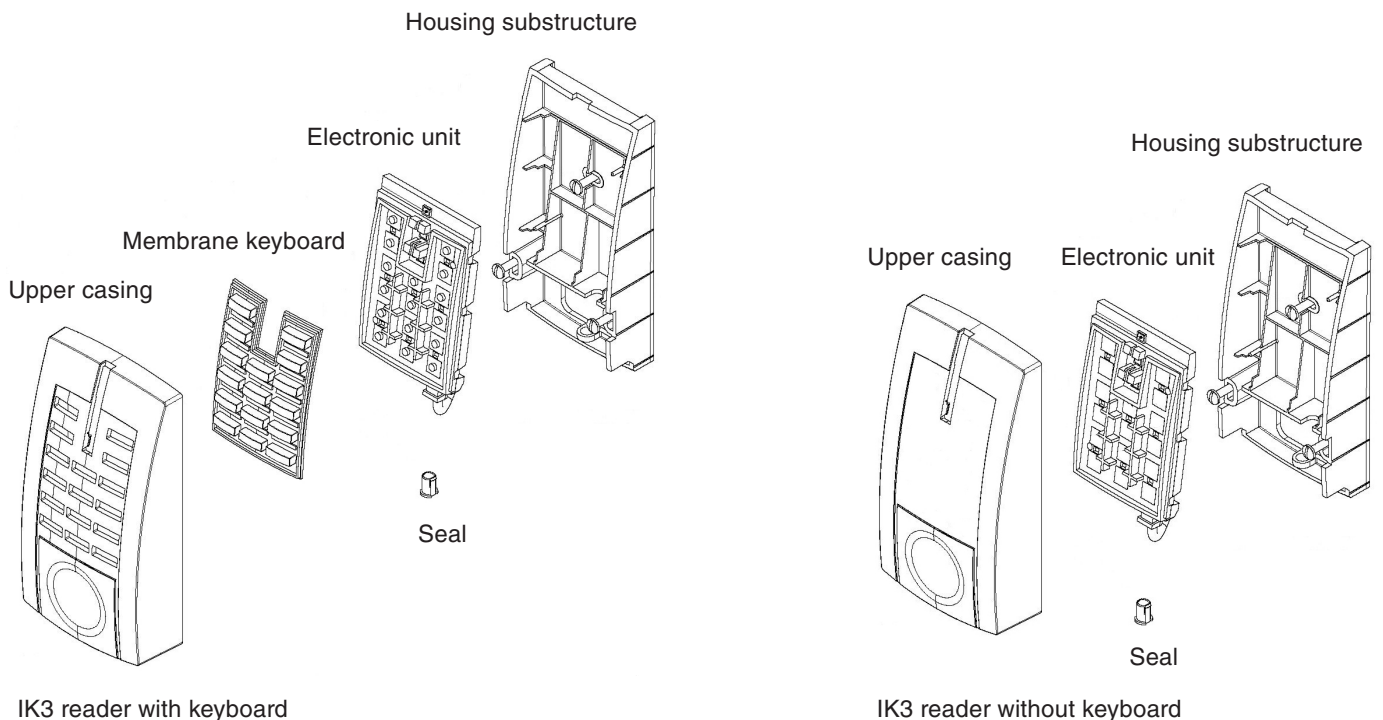
## Maximum security, thanks to changeover code procedure:



- A transponder cannot be copied, because only the serial number can be read, not the changeover code area. This can only be accessed after successful login with a password.
- No pre-processing of data in reader. All processing occurs in the secure area (EU).

- A changeover code only occurs if the respective transponder is defined and authorised in the central control unit.
- Interception protection through coded transmission and transmission in several data packages.

## IK 3 reader construction:



## IK3 evaluation units

The IK3 evaluation units enable the combination of mechanical locking technology and electronic data and information transmission.

Up to 4 operating units/readers can be connected to an evaluation unit via the RS-485 bus. IK3 operating units, "Accentric" readers (proX2/IK3, LEGIC advant, mifare classic), IK3 Fingerkey reader "Accentric", Reader series "Insertic" and "Insertic 50", AC readers "Classic" can be used. A mixed operation of different operating units/reader types is possible at a bus.

Alternatively, an IK2 switching unit can be operated at the EU. In this operating mode, the IK3 EU functions in the same manner as the IK2 EU.



IK3 evaluation unit BUS-2  
023312.17

## IK3 evaluation unit BUS-2

**VdS approval: G104028, Class C (ID), Z105008, Class C (AC)**

The EU is programmed via the programming of the central control unit.

### Additional functions:

- Single entry access portal with interlock for personnel or turnstile.
- Antipassback
- Multiple person AC
- mifare DESFire EV1-Readers are supported.
- Access control function via radio components (digital armatures/locking cylinders online). Wireless access control system that communicates via Trafficpoint RS-485 with the evaluation unit. One evaluation unit can be equipped with up to 8 "radio doors" with access control function with individual authorizations.



IK3 evaluation conventional  
023310.17

## IK3 evaluation unit conventional

**VdS approval: G106073, Class C (ID)**

Suitable for operation at central control units with block lock connection.

The EU is programmed using WINFAM Advanced directly at the EU.

### Additional functions:

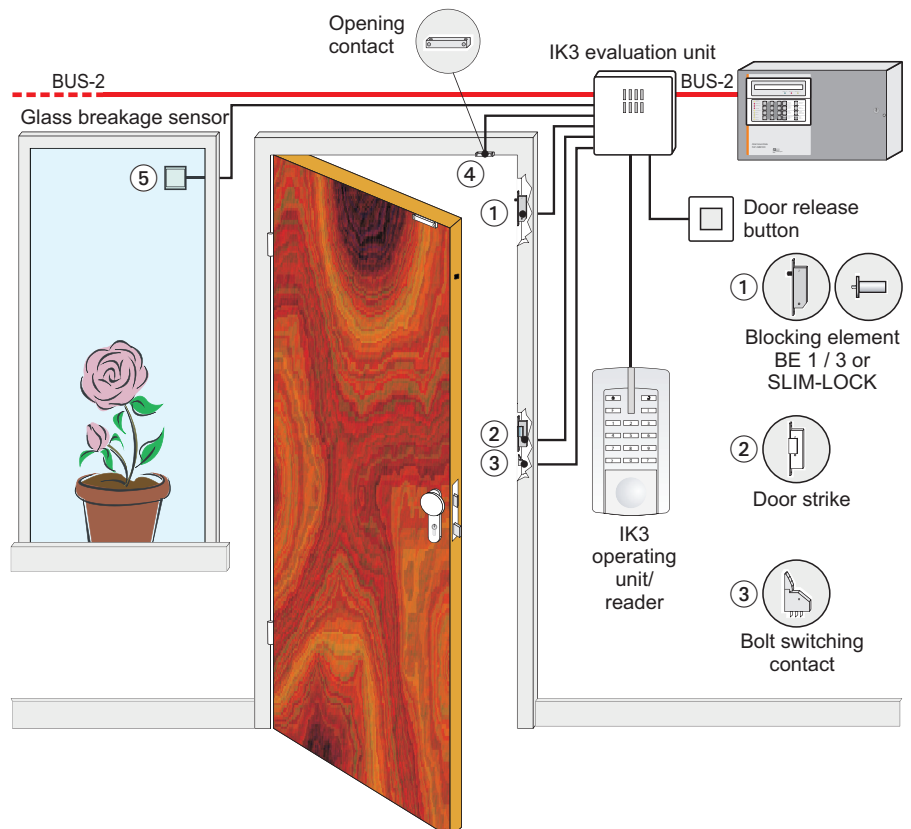
- Bank/person security system (BPS) via macro programming.
- Additional AC function to internal security zone

## Planning example:

### Used components:

- 1 Electromechanical blocking element as locking device
- 2 Door strike for IK release (AC function)
- 3 Bolt switching contact for lock monitoring
- 4 Opening contact
- 5 Glass breakage sensor

**Note:** With the blocking elements 1 MC or 3 the contact integrated in the blocking element can be used as opening contact up to VdS class B.



## Technical data

Rated operating voltage	12 V DC
Rated operating voltage range	9 V to 15 V DC
Current consumption in stand during operation	<11 mA (mean)
Time-limited write-read mode	<50 mA (incl. status displays)
Background illumination	connectable
Installation surface	as desired, also metal
Transmission range*	adjustable
- Non-metallic installation surface	up to approx. 80 mm with ID card
- Iron as installation support	up to approx. 60 mm with ID card
- Aluminium as installation support	up to approx. 70 mm with ID card
Interface	RS-485
Connecting cable	5-wire shielded, 6m
Protection category acc. to DIN 40 050	IP65
Environmental protection class acc. to VdS	III
Operating temperature range	-25°C to +55°C
Housing dimensions (W x H x D)	75 x 142 x 32 mm
Colour	white aluminium (similar to RAL 9006)

\* The transmission range depends on the installation support and the transponder used.

The following specifications relate to the reader range when an ID card is utilised.

Reading range is approx. 20 mm greater.

Further data see product catalogue.



Upper casing white aluminium  
(similar RAL 9006)



Upper casing anthracite  
(Atlasgrau metallic)



Upper casing white  
(similar RAL 9010)

## Order data

Item no.	Description	
023312.17	IK3 evaluation unit for BUS-2, VdS approval: G104028, Class C (ID) Z 105008, Class C (AC)	
023310	IK3 evaluation conventional VdS approval: G106073, Class C (ID)	
023322.99	IK3 reader, white aluminium without keyboard, VdS approval: G104029, Class C (ID) Z 105006, Class C (AC)	
023320.17	IK3 reader, white aluminium with keyboard, VdS approval: G104030, Class C (ID) Z 105007, Class C (AC)	
<b>Accessories</b>		
- Upper casings		
023315	Upper casing white, with keyboard	(PU = 3)
023317	Upper casing white, without keyboard	(PU = 3)
023316.99	Upper casing anthracite, with keyboard	(PU = 3)
023318	Upper casing anthracite, without keyboard	(PU = 3)
023314	Upper casing white aluminium, with keyboard	(PU = 3)
023319	Upper casing white aluminium, without keyboard	(PU = 3)
- General accessories		
023501	Plastic shield housing (weather/viewing)	
023329	Installation plate for aP cable entry	(PU = 3)
023324	IK3 housing base with tamper contact	
- IK3 Information carriers		
026378	ID card R/W without label	
026375	ID card R/W with Novar label	
026377	ID card R/W without label with magnetic strips	
026376	ID card R/W with Novar label with magnetic strips	
023101	Key ring R/W with ring	

### Honeywell Security Group

Novar GmbH

Joh.-Mauthe-Str. 14 · D-72458 Albstadt

Phone +49 (0) 74 31/801-0 · Fax 801-12 20

www.honeywell.com/security/de

info.security.de@honeywell.com

P00650-22-0G0-10

08. 2012 · Subject to change without notice.

© 2011 Honeywell International Inc.

**Honeywell**